



Mission to the moon

Earth Station communicating with Apollo 11 spaceship

Speaker: Apollo 11. What is your location?

Neil: landing on the moon 9876543210. We have just landed on the moon

Buzz Aldrin: we made it!!!

Neil: *(to crew)* Gentlemen, I lead the way and you follow.

Buzz Aldrin: I will open the door for you commander.

Neil: Look after the ship Michael.

Michael Collins: Yes sir. I will be standing by for further orders.

Buzz Aldrin: I will put out the ladder, Sir.

Neil: Thanks. Remember to close the door when I step down.

Neil: I am on the moon, Earth station do you copy?

Speaker 1: Yes commander. Have you set foot on the moon yet?

Neil: I am walking on the moon right now. It is an incredible feeling.

Speaker: What is the feeling?

Neil: I feel very light. I think gravity here is weaker.

Speaker 2: What are you doing now?

Neil: I am putting the American flag on the moon.

Speaker 3: Is there any water on the moon?

Neil: There is no water here.

Speaker 4: Are there any animals or trees?

Neil: It seems there is nothing here.

Speaker 2: Can you see the earth? What does it look like?

Neil: Yes I can see the earth from here and it looks like an orange.

Speaker 3: what are you doing now?

Neil: I am collecting rocks.

Speaker 1: Now it's time to for you to come home.

Neil: ok. Copy that.

Buzz Aldrin: Open the door! The commander is coming back.

Michael Collins: I think it is time for us to come home.

(Big bang)

Neil: What was that noise? Sounds like an explosion.

Michael Collins: Hurry! Start the ship!

Buzz Aldrin: ok. Spaceship ready for take off. Where is the commander?

Neil: I am here. We are leaving the moon now.




Speaker 1: Apollo 11 what is happening?

Neil: we are leaving the moon now.

Speaker 1: we await your arrival back to Earth.

(Spaceship arrives)

Speaker 1: Congratulations. The mission was a complete success. Now we must get the president. It's party time.



Teacher's Guide

Question Exercise: Divide your students into groups of about three. Tell them to imagine that one of their group members just landed on the moon. They can see and talk with him or her by phones and the computer. Ask them to come up with five important questions to ask their partner who is on the moon.

Pre-teach vocabulary: *Location, land, crew, follow, Earth station, mission, orders, incredible, Spaceship, further, gravity, collecting, rocks, commander, explosion, arrival.*

Other ways to say it: pick up some key phrases, questions or sentences and ask the students to find other ways of saying them. For example “*what is your location?*” can mean the same as “*where are you?*”

Language Focus: *Present continuous, Asking questions, imperatives, pronouns etc.*

Assigning roles: Give your students various roles and get them to master the dialogue.

Making the materials: *(you can simply buy the materials for the play or get the students to make them.)* give your students materials to make the costumes for the play depending on how you want to act out the play.

Acting out: Students practice the dialogues in groups and get ready for acting.

Acting tips: -If it is too difficult at first, they can pre-act the play holding their scripts in hand and looking occasionally.

- It is important in play acting that the way words are said, confers the feeling on the audience.
- Also train your students to use the right facial expressions for every expression. Choose the actors according to your judgment. Some students are best suited for some roles than others.

Follow Up: Ask the students to add more dialogue to the play, or simply ask them to continue the play.

Ask your students to make their own moon and may be put things on them. Or make a planet.

Do a video project with one of the many space documentaries.

Materials: large card papers: use them to design costumes or to design a moon, planet etc.

Scissors: for cutting costumes, sound effects.

Pictures of the solar system: for background

Pictures of a Spaceship or students can draw